

Specifications

Models	S-40		S-45	
	US	Metric	US	Metric
Measurements				
Working height maximum*	46 ft	14.20 m	51 ft	15.72 m
Platform height maximum	40 ft	12.20 m	45 ft	13.72 m
Horizontal reach maximum	31 ft 8 in	9.65 m	36 ft 8 in	11.18 m
Below ground reach	3 ft 2 in	0.97 m	4 ft 11 in	1.5 m
A Platform length - 8 ft model	3 ft	0.91 m	3 ft	0.91 m
Platform length - 6 ft model	2 ft 6 in	0.76 m	2 ft 6 in	0.76 m
B Platform width - 8 ft model	8 ft	2.44 m	8 ft	2.44 m
Platform width - 6 ft model	6 ft	1.83 m	6 ft	1.83 m
C Height - stowed	8 ft 2 in	2.49 m	8 ft 2 in	2.49 m
- stowed with Trax option	8 ft 2 in	2.49 m	8 ft 2 in	2.49 m
D Length - stowed	24 ft 3 in	7.39 m	27 ft 10 in	8.48 m
- transport (jib tucked under)			22 ft 4 in	6.80 m
E Width - standard tires	7 ft 6 in	2.30 m	7 ft 4 in	2.24 m
- Trax option	7 ft 7 in	2.31 m	7 ft 7 in	2.31 m
F Wheelbase	7 ft 3 in	2.20 m	7 ft 3 in	2.20 m
G Ground clearance - center	1 ft .5 in	0.32 m	1 ft .5 in	0.32 m

Productivity

Lift capacity	500 lbs	227 kg	500 lbs	227 kg
Platform rotation	160°		160°	
Vertical jib rotation			135°	
Turntable rotation	360° continuous		360° continuous	
Turntable tailswing	2 ft 10 in	0.86 m	2 ft 10 in	0.86 m
Drive speed - stowed	4.8 mph	7.7 km/h	4.8 mph	7.7 km/h
- raised or extended	0.68 mph	1.1 km/h	0.68 mph	1.1 km/h
- Trax option stowed	2.5 mph	4.02 km/h	2.5 mph	4.02 km/h
- Trax option raised	0.68 mph	1.1 km/h	0.68 mph	1.1 km/h
Gradeability - 2WD - stowed**	30%		30%	
- 4WD - stowed**	40%		40%	
Turning radius - inside	6 ft 8 in	2.0 m	6 ft 8 in	2.0 m
- outside	15 ft 8 in	4.78 m	15 ft 8 in	4.78 m
- Trax option inside	7 ft 4 in	2.24 m	7 ft 4 in	2.24 m
- Trax option outside	17 ft	5.18 m	17 ft	5.18 m
Controls	12 V DC proportional		12 V DC proportional	
Tires - RT lug	12-16.5 NHS		12-16.5 NHS	
	Trax		Trax	

Power

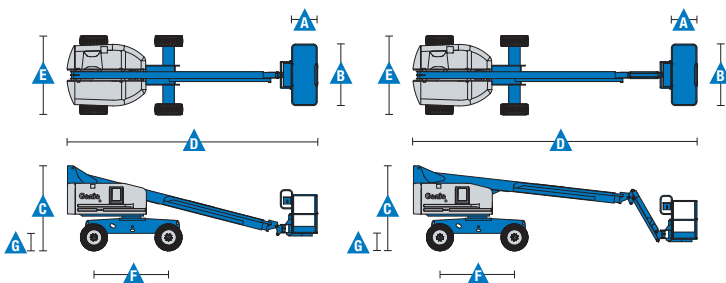
Power source	48 hp (35.79 kW) Deutz diesel T4f D2.9L4 48 hp (35.79 kW) Perkins diesel T4f 404F-22 75 hp (56 kW) Ford gas/LPG MSG425			
Auxiliary power unit	12 V DC			
Hydraulic tank capacity	45 gal	170 L	45 gal	170 L
Fuel tank capacity	20 gal	76 L	20 gal	76 L

Weight***

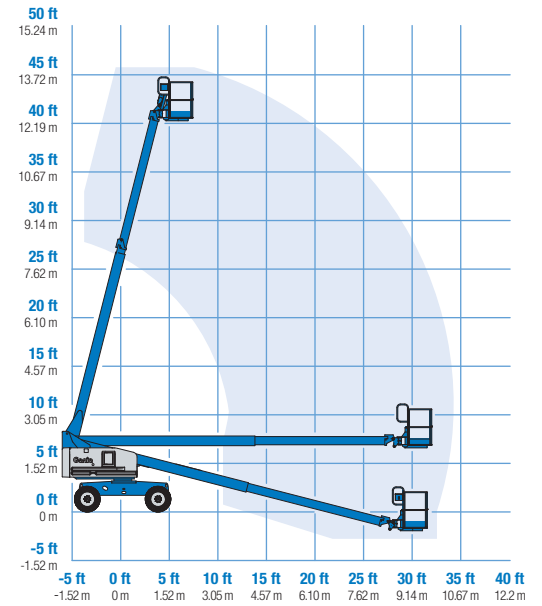
Standard	12,320 lbs	5,588 kg	15,230 lbs	6,981 kg
Trax	13,680 lbs	6,205 kg	15,620 lbs	7,085 kg

Standards Compliance

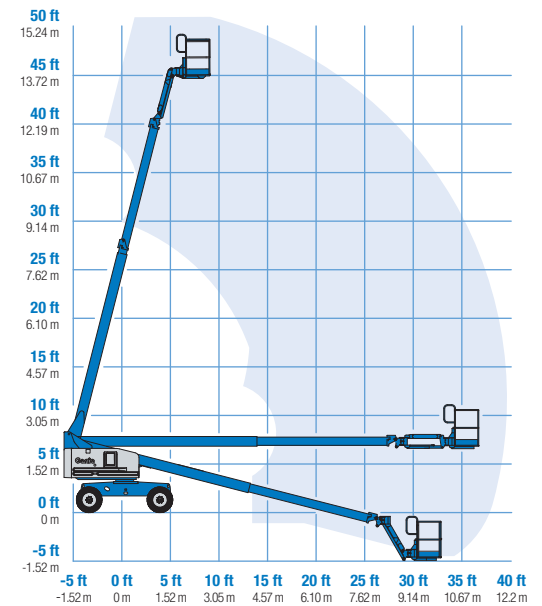
ANSI A92.5, CSA B354.4, EN 280, AS 1418.10



Range Of Motion S-40



Range Of Motion S-45



* The metric equivalent of working height adds 2 m to platform height. U.S. adds 6 ft to platform height.
** Gradeability applies to driving on slopes. See operator's manual for details regarding slope ratings.
*** Weight will vary depending on options and/or country standards.

Features

Standard Features

Measurements

S-40

- 46 ft (14.20 m) working height
- 31 ft 8 in (9.65 m) horizontal reach
- 500 lbs (227 kg) lift capacity

S-45

- 51 ft (15.72 m) working height
- 36 ft 8 in (11.18 m) horizontal reach
- 500 lbs (227 kg) lift capacity

Productivity

- Self-leveling platform
- 160° hydraulic platform rotation
- Proportional joystick controls
- Fuel select switch on platform and ground control panels (Gas/LPG models)
- Drive enable
- AC power cord to platform
- Horn
- Hour meter
- Tilt alarm
- Descent alarm
- 360° continuous turntable rotation
- Locking turntable covers
- Positive traction drive
- Two speed wheel motors

Power

- 12 V DC auxiliary power
- Anti-restart engine protection
- Auto engine fault shutdown
- Intake air heater (Deutz engine)

Easily Configured To Meet Your Needs

Platform Options

- Steel 8 ft (2.44 m) (standard)
- Steel 6 ft (1.83 m)
- Steel 8 ft (2.44 m) tri-entry

Jib Options

- Non-jib (S-40 only)
- 5 ft (1.52 m) jib boom (S-45 only)

Engine Options

- 48 hp (35.79 kW) Deutz diesel T4f** (standard)
- 48 hp (35.79 kW) Perkins diesel T4f**
- 75 hp (56 kW) Ford Gas/LPG

Drive Options

- 2WD
- 4WD (standard)

Axle Options

- Active oscillation (4WD)
- Non-oscillating (2WD)

Tire Options

- Rough terrain air-filled (standard)
- Rough terrain foam-filled*
- Rough terrain non-marking (air or foam-filled)
- High flotation air-filled
- Sealant treated air-filled
- Trax (track system)



Options & Accessories

Productivity Options

- Platform swing gate
- Half-mesh platform inserts with swing gate
- Platform top auxiliary rail
- Welder Ready package
- Weld leads to platform
- Air line to platform
- Hydraulic oil cooler
- Biodegradable hydraulic oil
- Hostile environment kit
- Deluxe hostile environment kit
- Aircraft protection package (6 ft platform only)
- Thumb rocker steer
- Tool tray
- Alarm package
- Panel cradle package (tri-entry platform only)
- Lockable platform control box covers
- Tow package
- Work light package
- Operator Protective Structure

Power Options

- Engine gauge package*
- AC generator packages (110V/60Hz - 220V/50Hz, 2200W)
- Cold Weather Packages
- Diesel scrubber/spark arrestor muffler (catalytic muffler, Tier 4i only)
- LPG tank 33.5 lbs (15.19 kg) capacity
- Intake air pre-cleaner (Tier 4i only)

* Available only with Ford engine
** Also available as Tier 4 in limited regions

Genie United States

18340 NE 76th Street
P.O. Box 97030
Redmond, Washington 98073-9730
Telephone +1 (425) 881-1800
Toll Free in USA/Canada +1 (800)-536-1800
Fax +1 (425) 883-3475

Distributed By:

Effective Date: January, 2014. Product specifications and prices are subject to change without notice or obligation. The photographs and/or drawings in this document are for illustrative purposes only. Refer to the appropriate Operator's Manual for instructions on the proper use of this equipment. Failure to follow the appropriate Operator's Manual when using our equipment or to otherwise act irresponsibly may result in serious injury or death. The only warranty applicable to our equipment is the standard written warranty applicable to the particular product and sale and we make no other warranty, express or implied. Products and services listed may be trademarks, service marks or trade names of Terex Corporation and/or their subsidiaries in the USA and many other countries. Genie is a registered trademark of Terex South Dakota, Inc. © 2014 Terex Corporation.